






## Spray Accessories

### Parts Cleaning

<p>• Article Number Standard</p> <p>• Article Number Stainless Steel</p>	Description	Picture
<p>SR-BS-A</p> <p>ESR-BS-A</p>	<p>Option: Spray gun with quick change coupling device, 2 m spray hose with heat protection and plug nipple. Standard jet nozzle is not included if this option is chosen.</p> <p>In stainless steel version fixed tight, without nipple!</p>	
<p>SR-BS</p> <p>ESR-BS</p>	<p>Retrofit Kit: Spray gun with quick change coupling device, 2 m spray hose with heat protection and plug nipple.</p> <p>In stainless steel version fixed tight, without nipple!</p>	
<p>SR-ST</p> <p>ESR-ST</p>	<p>Standard jet nozzle with protective cap Flat fan with 25° L= 225mm</p>	
<p>SR-IR</p> <p>ESR-IR</p>	<p>Slim nozzle for deep holes Flat fan with 25° L= 210mm</p>	
<p>SR-HO</p> <p>ESR-HO</p>	<p>Hollow cone nozzle for tubes and blind holes Fan with 120° angle L= 195mm</p>	

## Spray Accessories

### Parts Cleaning

<ul style="list-style-type: none"><li>• Article Number Standard</li><li>• Article Number Stainless Steel</li></ul>	Description	Picture
SR-SL  ESR-SL	Rigid, thin nozzle for blind holes and tubes Diffused jet D= 4 mm, L= 245 mm	
SR-ES  ESR-ES	Rigid, thin nozzle for blind holes and collectors of electrostatic filters 4 diffused jets at 90° angle D= 5 mm, L= 355 mm	
SR-FX  ESR-FX	Flexible nozzle for holes and tubes 2 diffused jets at 180° angle on the side L= 510 mm	
SR-PT  ESR-PT	Needle jet nozzle with protective cap for stubborn grime Jet diameter ~ 1 mm L= 225 mm	
SR-PI  ESR-PI	Synthetic brush-nozzle for surfaces L= 140 mm	
SR-PIE  ESR-PIE	Stainless steel brush-nozzle for stubborn grime L= 125 mm	

## Spray Accessories




### Parts Cleaning

<ul style="list-style-type: none"> <li>• Article Number Standard</li> <li>• Article Number Stainless Steel</li> </ul>	Description	Picture
SR-BA	Adapter for Mink brushes in variable configurations	
SR-TB	Brush plate Mink incl. adapter SR-BA D= 45 mm    L= 90 mm	
SR-FA  ESR-FA	Off-center nozzle with high performance for surfaces. Reduced temperature and pressure at high throughputs.  Only for series 1000  L= 210 mm	
SR-ND  ESR-ND	Thin needle jet nozzle with protective cap for small holes and blind holes  Minimum pressure 4 bar  Outer D= 2,5 mm, L= 90 mm	
SR-RT	Rotary table in aluminium  Max. load capacity 40 kg  D= 300 mm	
SR-AU N	Holder for changeable inserts  Stainless steel, fits on collector rim  L= 400 mm	
SR-SM	Grid protection mat, vinyl  for model 1000 SR  900 x 600 x 14 mm	



## Spray Accessories

### Machines and large parts cleaning

<b>• Article Number Standard</b> <b>• Article Number Stainless Steel</b>	<b>Description</b>	<b>Picture</b>
SR-LA 600 SR-LA 900 SR-LA 1200  ESR-LA 600 ESR-LA 900 ESR-LA 1200	Lance 600 / 900 / 1200 mm as a changeable insert with nipple for hand screw coupling and power nozzle Flat jet 25°  In stainless steel, fixed on the machine	
SR-KL 850 SR-KL 1000 SR-KL 1500	Push & pull lance 850 / 1000 / 1500 mm incl. nipple for hand screw coupling and power nozzle	
SR-034E  ESR-034E	5 m extension hose with quick change coupling and nipple For machine and large parts cleaning	

Special nozzles, lances and hoses on demand!